

The Influence of Motivational Therapy in Dealing with Driving Anger Among Adolescents in Selected Localities of Bhopal, India - A Quasi Experimental Single Group Pretest-Posttest Study

Sharat V Kondaguli

Faculty - Bhopal Nursing College, BMHRC-ICMR, Ministry of Health & Family Welfare, Government of India

DOI: <https://doi.org/10.52403/ijshr.20230351>

ABSTRACT

Purpose: To find out the influence of motivational therapy in dealing with driving anger among adolescent population.

Materials and methods: The research design used for this study is Single group pretest-posttest quasi experimental design. Study was conducted in Karond and Bhanpur areas of Bhopal city, India. the duration of the data collection was four weeks. Study population were the 30 adolescents residing in Karond and Bhanpur areas of Bhopal city, India. Sampling technique used was purposive sampling technique. Consent, Ethical clearance was obtained before proceeding for the study.

Results: Upon conducting a comparative analysis of the mean pre-test and post-test levels of driving anger within the experimental cohort, a noteworthy observation emerged. Specifically, a substantial mean discrepancy of 21.79 units was discerned between the pre-test and post-test measurements, coupled with a t-value of 18.08. This compellingly indicates the presence of a significant disparity in driving anger levels prior to and subsequent to the implementation of motivational therapy.

Conclusion: The imperative to develop anger reduction therapies and techniques is underscored by their potential to ameliorate road rage-related issues and foster the overall well-being of humanity. In the realm of road rage reduction, it is prudent to explore techniques that promote safe and efficacious means of anger management. The individuals participating in this study exhibited diverse underlying causes for their aggressive driving tendencies, often lacking an avenue to address

these issues openly. While they harbored intentions to desist from such behavior, the absence of a supportive framework hindered their progress. The present study shines a light on the significance of sustained, authentic, and resolute endeavors aimed at addressing road rage among adolescents, utilizing a structured motivational therapy approach. The outcomes of the study elucidated that the participants grappled with varying degrees of driving-induced anger. Notably, the introduction of structured motivational therapy yielded a discernible reduction in their levels of driving anger, a change substantiated through statistical analysis.

Keywords: Driving anger, Adolescents, Motivational Therapy, Road rage.

INTRODUCTION

“Rage of the body is detrimental to Dignity. Rage of the mind is detrimental to the Wisdom! The conflagration in your house unless it burns your house, doesn't burn your neighbor's...!” By Shri Basavanna (Indian Social reformer, philosopher, founder prophet of Lingayatism.)

Driving anger or aggressive driving behavior is characterized as deliberate actions that escalate the risk of collisions and are motivated by impatience, irritation, hostility, or a desire to save time. The term "road rage" emerged in the 1980s through media discourse and gained widespread popularity. It refers to hostile behaviors directed at other road users. Britt and

Garrity (2003) defined road rage as varying degrees of driving-related anger triggered by situations provoking aggression. Within the realm of traffic, one of the gravest forms of violence is observed ubiquitously and among diverse individuals, thus becoming a norm. Road rage exemplifies this form of traffic-related violence, taking on verbal, physical, emotional, and even more severe manifestations, such as injury, harm, insults, and threats.

The phase of adolescence encompasses manifold maturation processes encompassing physical, physiological, emotional, social, personality, and cognitive development. In the later stages of adolescence, individuals become susceptible to various behavioral issues such as alcohol dependency, smoking, substance abuse, anger problems, aggression, and road rage. Consequently, instances of road rage and road traffic accidents are frequent occurrences. While anger is a natural human emotion, its detrimental potential surfaces when it spirals out of control. Strategies for managing aggression assume a pivotal role in curbing its adverse consequences. Aggression management entails acquiring the ability to regulate emotional outbursts during provoking circumstances.

According to data from the World Health Organization (WHO, 2018), road traffic accidents surpass many diseases as a global cause of fatalities, particularly among individuals aged 5 to 29 years. The toll of road accidents is staggering, claiming the lives of over 1.2 million people annually and permanently incapacitating 20 million. Furthermore, over 90 percent of traffic accidents stem from human errors like speeding, careless driving, drunk driving, and road rage. Notably, road traffic accidents are linked to heightened levels of psychological distress (Craig et al., 2016), with a meta-analysis concluding that post-traumatic stress disorder prevalence among accident survivors exceeds 20% (Lin et al., 2018).

In the United States alone, the economic toll of road traffic accidents, including medical

expenses, surpassed \$75 billion in 2017 (Center for Disease Control and Prevention, 2020). Based on 2015 data from the National Crime Records Bureau (NCRB), Kerala, Tamil Nadu, Madhya Pradesh, Karnataka, and Maharashtra are the five states in India with the highest number of road rage cases. Nationwide, nearly 33 individuals out of every 100,000 succumbed to road accidents, totaling 451,069 cases. Remarkably, NCRB's report reveals that 1,538 adolescents were charged under Section 279 IPC for reckless driving or road rage, with 238 of them aged 12 to 16, and 8 under 12 years old. New Delhi alone reported 61 cases of juvenile offenders charged under this section.

As a component of anger management training, Motivational Therapy denotes a structured, educative intervention that equips individuals with skills to control driving-related anger. Effective management of driving anger and road rage during adolescence can be achieved through well-structured motivational interviews or therapies, involving multiple sessions to identify triggers and provide insights into strategies for addressing aggression generally and driving anger specifically. Behavioral modification strategies and instruction in anger management have shown significant efficacy in reducing verbal and non-verbal expressions of negative anger, promoting better anger regulation and substantially decreasing occurrences of aggressive behavior.

STUDY OBJECTIVES

- To assess the pre-test levels of driving anger among participants.
- To assess the post-test levels of driving anger among participants.
- To find out significant difference between mean pre and post test levels of driving anger among participants.
- To find out the influence of motivational therapy in dealing with driving anger among participants.

MATERIALS AND METHODS

Research Design: The research design used for this study is Single group pretest-posttest quasi experimental design.

Study setting: Study was conducted in Karond and Bhanpur areas of Bhopal city, India.

Duration of the Study: Four weeks

Study Population: Adolescents residing in Karond and Bhanpur areas of Bhopal city, India.

Study Sample: Adolescents with 18 and 19 years of age, with designated criteria, who are willing to participate in the study, residing in Karond and Bhanpur areas of Bhopal city, India.

Sample Size: 30 in experimental group.

Sampling Technique: Purposive sampling technique is used.

Criteria for Sample Selection:

Inclusion criteria- Adolescents between the age group of 18 to 19 years, both male and female, those are willing to participate in the study, who understand Hindi or English (read and speak) and are available at the time of study.

Exclusion criteria- Adolescents who are not able to understand Hindi or English. Who are with alcohol, narcotic substance addiction or previous history of psychiatric illnesses, who are currently practicing anger management strategies and who are not willing to participate in the study.

Description of Tools: The data collection tools consist of two sections. Section A, termed Socio Demographic Character, encompasses demographic information about the participants. This section comprises 8 items covering aspects such as age, gender, occupation, lifestyle, education, substance use, previous psychiatric history, and treatment history for aggression. Section B, the Deffenbacher Driving Anger Scale (Short Scale), incorporates a condensed and standardized version of the Deffenbacher Driving Anger Scale (DAS). This segment includes 14 questions designed to assess driving anger or aggressive driving behavior in the study's participants. The questions address reactions

to situations involving illegal driving, hostile gestures, police presence, traffic obstructions, slow driving, and discourteous behavior. Respondents are required to select one response from five available options for each question, with scores ranging from 1 to 5. The scoring criteria are as follows: 1. None at all, 2. A little, 3. Some, 4. Much, 5. Very much. The cumulative driving anger score is calculated by summing the scores of items 1 to 14. Higher scores indicate elevated levels of driving anger.

Table 1: Driving anger score interpretation

Levels of Driving Anger	Score
Lower Anger level	14-44
Higher Anger level	45-70

Table 1: Shows the levels of driving anger and their respective scores.

To determine the driving anger scores of the participants, one has to add up the numbers they wrote in response to all the 14 question statements.

Interpretation:

14 - 44: The amount of driving anger is in lower level.

45 – 70: The amount of driving anger is in higher level.

Higher scores indicate higher anger. Men average 46.9 while women average 47.2 on this measure.

Ethical clearance and Informed consent:

Approval from the Institutional Ethical Committee, PCNRC, Bhopal was obtained prior to data collection and all the participants signed informed consent, also the rights of the participants have been secured.

Procedure:

The study received ethical approval from the Institutional Ethics Committee (IEC), and administrative clearance was obtained from the Ward Officer of Bhopal Municipal Corporation, Ward No-79, to conduct the research. A total of 50 individuals who met the study criteria were randomly selected from both the Karond and Bhanpur areas. Among them, 30 participants were available

for the study. Prior to the study, informed consent was obtained from all participants after providing them with a detailed explanation of the research. A pre-test involving the administration of the Deffenbacher Driving Anger Scale - short form, consisting of 14 questionnaires, was conducted on the group members. The experimental group received Structured Motivational Therapy (SMT). This group was further divided into three subgroups: Group-E1, Group-E2, and Group-E3, each containing 10 participants, categorized based on their residential proximity. Over a span of four weeks, four separate SMT sessions of 30 minutes each were administered to the experimental subgroups. Each subgroup had one session per week. In instances where a group member missed their weekly session, an individual makeup session was arranged for them on the subsequent day, accommodating their convenience. The objective was to ensure regular attendance without any gaps. Following the completion of the interventional SMT sessions for the experimental group, a post-test involving the Deffenbacher Driving Anger Scale - short form was administered to all 30 participants. This post-test aimed to reassess the level of driving anger, and the resulting data were subjected to analysis.

STATISTICAL ANALYSIS

In this study the collected data was organized, tabulated and analyzed by both descriptive statistics i.e., percentage, frequency, mean, median, mode and standard deviation and inferential statistics i.e., Chi square test.

Descriptive Statistics- Demographic variables in categories were given in frequencies with their percentages. Mean, median, mode and standard deviation to assess the levels of driving anger in both pre and post tests.

Inferential Statistics- Levels of driving anger, the difference between pre-test and

post-test was calculated by using paired 't' test. Effectiveness and generalization of the research study was given in percentage with 95% CI and mean difference with 95% CI. Simple bar diagram, multiple bar diagram, scatter diagram with regression estimate were used to represent data. A p-value of ≤ 0.05 was considered statistically significant and two tailed tests were used for significance testing.

RESULT

The main aim of the study was to find out the influence of motivational therapy in dealing with driving anger among the participants. The complete result is explained under the following sections.

Section-A: The demographic profile of the study participants was diverse with the following attributes.

Age distribution: Out of 30 participants, 14 (46.67%) adolescents were 18 years of age and 16(53.33%) were 19 years of age.

Gender distribution: Among participants 22 (73.33%) were males and 8 (26.67%) were females.

Occupation distribution: Among participants 2 (6.67%) were delivery boys, 4 (13.33%) were drivers, 14 (46.67%) were students, 4 (13.33%) were factory workers and 6 (20%) were of other occupations like shop keeper, tailor, carpenter, waiter and butcher.

Education distribution: All the participants were educated; none was an uneducated. (Inclusion criteria of the study mentioned that, this study is conducted only among the educated adolescents those who can read and write).

Life-style distribution: Among participants 4 (13.33%) were leading sedentary life-style and 26 (86.67%) were leading active life-style. None among experimental group and control group stated of using any substance, having any previous psychiatric illness and undergoing any treatment for aggression.

Table 2: Demographic profile

S. No	Demographic Variable		Experimental (n=30)	
			N	%
1	Age	18 Years	14	46.67
		19 Years	16	53.33
2	Gender	Male	22	73.33
		Female	8	26.67
3	Occupation	Delivery boy	2	6.67
		Driver	4	13.33
		Student	14	46.67
		Factory Worker	4	13.33
		Others	6	20.00
4	Education	Educated	30	100.00
		Uneducated	0	0.00
5	Life style	Sedentary	4	13.33
		Active	26	86.67
6	Substance Use	Yes	0	0.00
		No	30	100.00
7	Previous Psychiatric History	Yes	0	0.00
		No	30	100.00
8	Present Treatment	Yes	0	0.00
		No	30	100.00

Table 2: Shows the demographic information of the adolescents who participated in this study.

Figure 1: Age wise distribution of the participants.

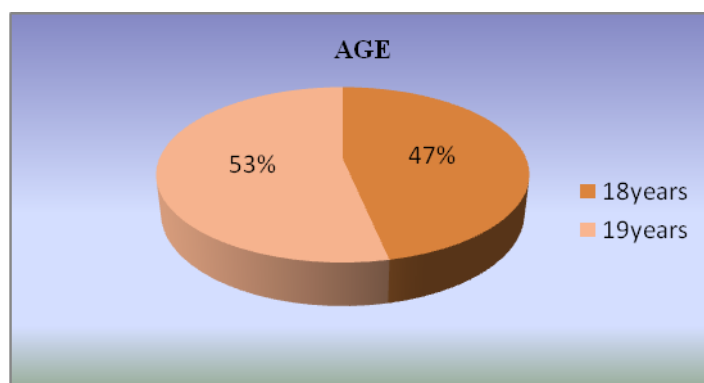


Figure 1: Pie diagram showing age wise distribution of participants, where in 53% are 19 years old and 47% are 18 years old.

Figure 2: Gender wise distribution of the participants.

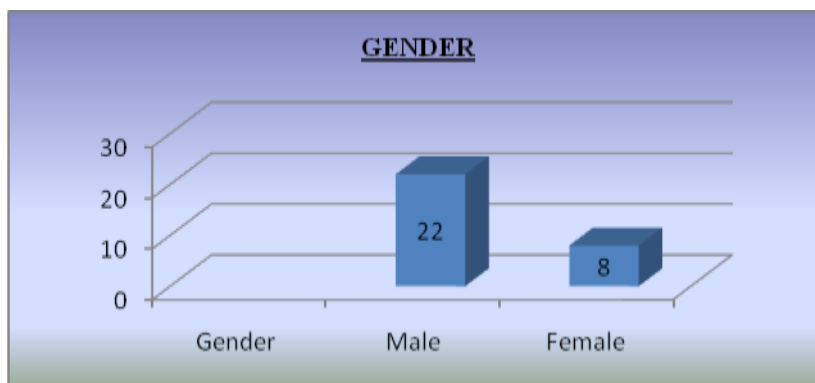


Figure 2: Bar diagram showing gender wise distribution of Participants, where in 22 are males and 8 are females.

Figure 3: Occupation wise distribution of the participants.

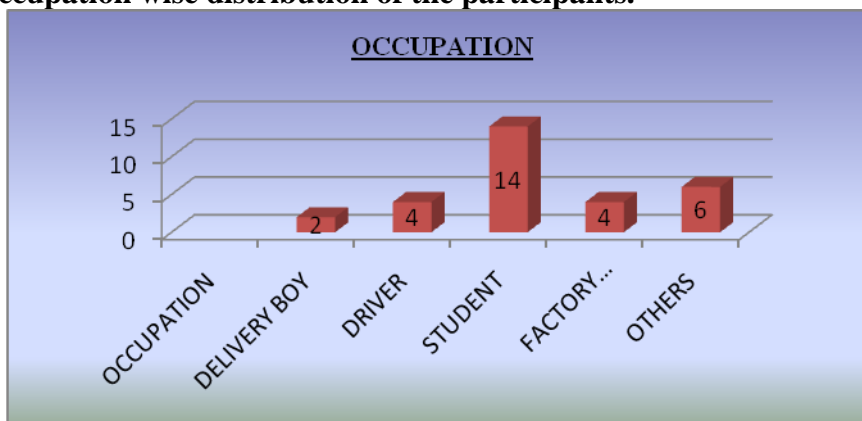


Figure 3: Bar diagram showing occupation wise distribution of Participants, where in 2 are delivery boys, 4 are drivers, 14 are students, 4 are factory workers and 6 are others.

Figure 4: Life style wise distribution of the participants.

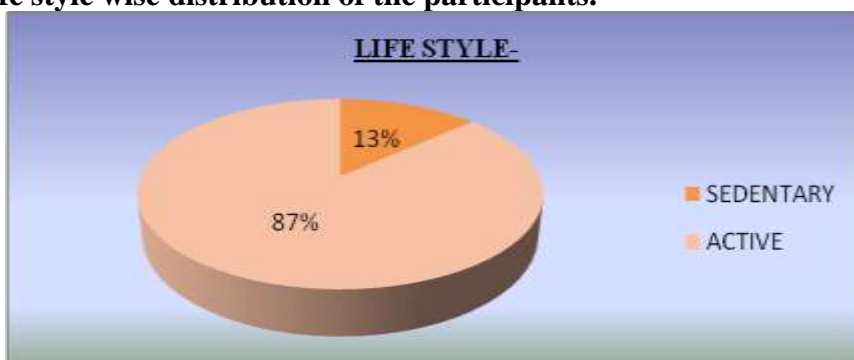


Figure 4: Pie diagram showing life-style wise distribution of Participants, where in 87% are active and 13% have sedentary lifestyle.

Section-B: Deals with Pre-test and Post-test levels of driving anger among the participants

Table 3: Each question wise pre & post test levels of Driving Anger among participants.

Q. No	Question Statement	Pre- test					Post- test				
		None at all	A little	Some	Much	Very much	None at all	A little	Some	Much	Very much
1	Someone is weaving in and out of traffic.	4	8	7	9	2	8	9	9	3	1
2	A slow vehicle on a mountain road will not pull over and let people by.	2	9	6	6	7	4	18	8	0	0
3	Someone back right out in front of you without looking.	3	4	4	6	13	8	13	9	0	0
4	Someone runs a red light or stop sign.	5	4	8	7	6	10	17	3	0	0
5	You pass a radar speed trap.	1	2	7	10	10	7	15	8	0	0
6	Someone speeds up when you try to pass him/her.	1	2	5	12	10	6	19	6	1	0
7	Someone is slow in parking and is holding up traffic.	0	1	10	9	10	5	18	7	0	0
8	You are stuck in a traffic jam.	1	1	5	12	11	4	14	11	1	0
9	Someone makes an obscene gesture toward you about your driving.	1	1	10	13	5	4	20	6	0	0
10	Someone honks at you about your driving.	1	3	5	12	9	3	19	6	1	1
11	A bicyclist is riding in the middle of the lane and is slowing traffic.	1	3	5	14	7	5	13	12	0	0
12	A police officer pulls you over.	3	1	7	9	10	7	11	12	0	0
13	A truck kicks up sand or gravel on the car you are driving.	0	2	9	11	8	4	14	12	0	0
14	You are driving behind a large truck and you cannot see around it.	1	1	9	10	9	6	10	11	3	0

Table 3: Shows each question wise pre & post test levels of driving anger among the participants.

Table 4: Each question wise pre & post test percentage of Driving Anger among participants.

Q. No	Question Statement	Pre-test				Post-test			
		Driving Anger Score				Driving Anger Score			
		Maximum Score	Mean	SD	% of Mean score	Maximum Score	Mean	SD	% of Mean score
1	Someone is weaving in and out of traffic.	5	2.9	1.2	58%	5	1.8	0.7	36%
2	A slow vehicle on a mountain road will not pull over and let people by.	5	3.2	1.3	64%	5	2.1	0.6	42%
3	Someone back right out in front of you without looking.	5	3.8	1.4	76%	5	2.1	0.7	42%
4	Someone runs a red light or stop sign.	5	3.2	1.3	64%	5	1.8	0.6	36%
5	You pass a radar speed trap.	5	3.8	1	76%	5	2	0.7	40%
6	Someone speeds up when you try to pass him/her.	5	3.9	1	78%	5	2.1	0.8	42%
7	Someone is slow in parking and is holding up traffic.	5	3.9	0.9	78%	5	2.1	0.6	42%
8	You are stuck in a traffic jam.	5	4.1	1	82%	5	2.4	0.7	48%
9	Someone makes an obscene gesture toward you about your driving.	5	3.6	0.9	72%	5	2.1	0.6	42%
10	Someone honks at you about your driving.	5	3.9	1.1	78%	5	2.3	0.7	46%
11	A bicyclist is riding in the middle of the lane and is slowing traffic.	5	3.7	1	74%	5	2.2	0.7	44%
12	A police officer pulls you over.	5	3.7	1.2	74%	5	2.1	0.8	42%
13	A truck kicks up sand or gravel on the car you are driving.	5	3.8	0.9	76%	5	2.3	0.7	46%
14	You are driving behind a large truck and you cannot see around it.	5	3.8	1	76%	5	2.3	0.9	46%

Table 4: Depicts each question wise pre & post test mean, standard deviation and mean percentage of driving anger among participants.

Section-C: Comparison of Pre & post test levels of driving anger among participants

Table 5: Pre & Post test levels of driving anger score

Levels of Driving Anger	Pre-test		Post-test	
	No. of Adolescents	%	No. of Adolescents	%
Lower Anger level	4	13.33	30	100
Higher Anger level	26	86.67	0	0

Table 5: Indicates the pre & post test driving anger among the participants.

Section-D: Deals with comparison of mean Pre-test and Post-test levels of driving anger.

Table 6: Comparison of mean Pre-test and Post-test levels of driving anger.

Score	n	Mean(M)	Standard deviation (SD)	Mean difference	t-Value	Two-Tailed (df=29,α=0.05)	
						Critical Value (CV)	p-value
Pre-test	70	51.46	6.52	21.79	18.08	2.04	0.05
Post-test	70	29.67	5.96				

Table 6: Indicates the comparison of mean pre and post test levels of driving anger

Figure 5: Mean pre and post test levels of driving anger

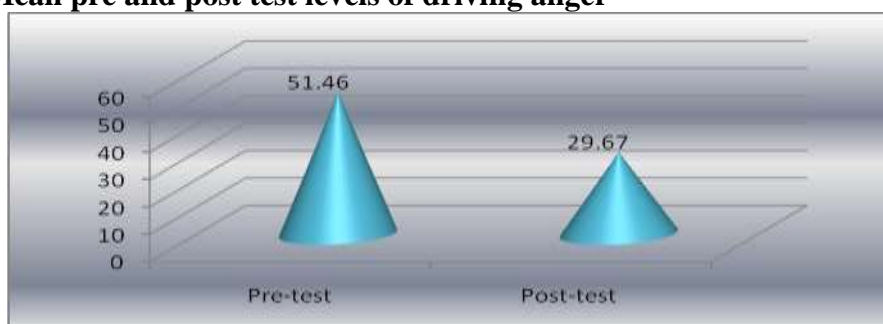


Figure 5: Cone depicting comparison of mean pre and post test levels of driving anger, where in 51.46 is the mean pre test value of driving anger and 29.67 is the mean post test value of driving anger.

Section– E: The influence of motivational therapy in dealing with driving anger among the participants.

Table 7: Mean difference in pre and post test scores of driving anger.

Group	Test	Max Score	Mean Score	Mean difference of reduction in driving anger level with 95% Confidence interval	Percentage of reduction in driving anger level with 95% Confidence interval
Experimental	Pre-test	70	51.46	21.79 (20.26-23.32)	31.13 (28.94-33.32)
	Post-test	70	29.67		
	Post-test	70	48.9		

Table 7: Depicts mean differences in pre and post test scores of driving anger among participants.

DISCUSSION

After the comparison of mean pre-test and post-test levels of driving anger among participants in experimental group it's found that there is a mean difference of 21.79 between pre-test and post-test with t-value of 18.08, which is evident that there is a significant difference in the levels of driving anger before and after the introduction of motivational therapy. The study findings revealed during pre-test that the participants responded of having more driving anger when they are stuck in traffic jam with mean percentage score of 82% Also the participants in experimental group responded of having less driving anger with mean percentage of 58% if someone is weaving in and out of traffic, the pre-test levels of driving anger among participants were 13.33% of lower anger level and 86.67% of higher anger level. During post-test the participants responded of having more driving anger when they are stuck in traffic jam with mean percentage score of 48% which is a drastic reduction in driving anger from mean percentage score of 82% after the introduction of structured motivational therapy, everyone from higher anger level moved to lower anger level.

CONCLUSION

Comprehensive comprehension of aggressive driving and the implementation of strategies to mitigate these phenomena are of paramount importance given their universal relevance. The imperative to develop anger reduction therapies and techniques is underscored by their potential to ameliorate road rage-related issues and

foster the overall well-being of humanity. In the realm of road rage reduction, it is prudent to explore techniques that promote safe and efficacious means of anger management. The individuals participating in this study exhibited diverse underlying causes for their aggressive driving tendencies, often lacking an avenue to address these issues openly. While they harbored intentions to desist from such behavior, the absence of a supportive framework hindered their progress. The present study shines a light on the significance of sustained, authentic, and resolute endeavors aimed at addressing road rage among adolescents, utilizing a structured motivational therapy approach. The outcomes of the study elucidated that the participants grappled with varying degrees of driving-induced anger. Notably, the introduction of structured motivational therapy yielded a discernible reduction in their levels of driving anger, a change substantiated through statistical analysis. Thus, structured motivational therapy emerges as a dependable modality for tackling aggressive driving tendencies. Remarkably, the participants who were exposed to motivational therapy experienced an average decrease of 31.13% in their driving anger levels, representing a statistically significant mean difference of 21.79. This statistically validated shift underscores the potency of structured motivational therapy in ameliorating aggressive driving tendencies.

Declaration By Authors

Ethical Approval: Approved

Consent: Obtained

Consent for Publication: Not applicable

Availability of data and material: Not publically available due to privacy of the subjects, however are available with corresponding author.

Competing interest: No competing interest

Authors' contribution: Single author, not applicable.

Acknowledgement: None

Source of Funding: None

REFERENCES

1. Conger RD, Neppl T, Kim KJ, Scaramella L. Angry and aggressive behavior across three generations: a prospective, longitudinal study of parents and children. *J Abnorm Child Psychol.* 2003 Apr;31(2):143-60. doi: 10.1023/a:1022570107457. PMID: 12735397.
2. Greydanus, D. E., Pratt, H. D., Greydanus, S. E., Hoffman, A. D., et al. (1992). Corporal punishment in schools: A position paper of the Society for Adolescent Medicine. *Journal of Adolescent Health, 13*(3), 240–246. [https://doi.org/10.1016/1054-139X\(92\)90097-U](https://doi.org/10.1016/1054-139X(92)90097-U)
3. Ferris, C. F. (1996). Serotonin diminishes aggression by suppressing the activity of the vasopressin system. In C. F. Ferris & T. Grisso (Eds.), *Understanding aggressive behavior in children* (pp. 98–103). New York Academy of Sciences.
4. Tremblay RE, Nagin DS, Séguin JR, Zoccolillo M, Zelazo PD, Boivin M, Pérusse D, Japel C. Physical aggression during early childhood: trajectories and predictors. *Pediatrics.* 2004 Jul;114(1): e43-50. doi: 10.1542/peds.114.1. e43. PMID: 15231972; PMCID: PMC3283570.
5. Achenbach TM. Child Behavior Checklist and related instruments. In: Maruish ME, editor. *The use of psychological testing for treatment planning and outcome assessment.* Lawrence Erlbaum Associates; Hillsdale, NJ: 1994. pp. 517–549. [Google Scholar]
6. Raine A, Dodge K, Loeber R, Gatzke-Kopp L, Lynam D, Reynolds C, Stouthamer-Loeber M, Liu J. *Proactive and reactive aggression in adolescent boys.* 2004 manuscript. (under review) [Google Scholar]
7. Lopez VA, Emmer ET. Influences of beliefs and values on male adolescents' decision to commit violent offenses. *Psychology of Men & Masculinity.* 2002; 3:28–40. [Google Scholar]
8. Deffenbacher, J.L., Deffenbacher, D.M., Lynch, R.S., & Richards, T.L. (2003). Anger, aggression and risky behavior: A comparison of high and low anger drivers. *Behavior Research and Therapy.*
9. Shinar D. Aggressive driving: The contribution of the drivers and the situation. *Transportation Research Part F: Traffic Psychology & Behaviour.* 1998;1F:137–159. [Google Scholar]
10. Britt, Thomas & Garrity, Michael. (2006). Attribution and Personality as Predictors of the Road Rage Response. *The British journal of social psychology / the British Psychological Society.* 45. 127-47. 10.1348/014466605X41355.
11. Rathbone, Daniel B.;Huckabee, Jorg C. Title : Controlling road rage : a literature review and pilot study: Published Date : 1999-06-01 URL : <https://rosap.ntl.bts.gov/view/dot/14155>.
12. (Bjureberg, J. and Gross, J.J. (2021), Regulating Road rage. *Soc Personal Psychol Compass,* 15: e12586. <https://doi.org/10.1111/spc3.12586>.
13. Bhawe, S. Y., & Saini, S. (2009). Anger management. SAGE Publications India Pvt Ltd, <https://dx.doi.org/10.4135/9788132108214>.
14. Williams, K. D., & Wesselmann, E. D. (2011). The link between ostracism and aggression. In J. P. Forgas, A. W. Kruglanski, & K. D. Williams (Eds.), *The psychology of social conflict and aggression* (pp. 37–51). Psychology Press
15. Samuel Reis-Dennis (2019) Anger: Scary Good, *Australasian Journal of Philosophy,* 97:3, 451-464, DOI: 10.1080/00048402.2018.1520268
16. Marion, Marian. & ERIC Clearinghouse on Elementary and Early Childhood Education. (1997). *Helping Young Children Deal with Anger.* [S.l.]: Distributed by ERIC Clearinghouse, <https://eric.ed.gov/?id=ED414077>.
17. WHO (2018). Global status report on road safety 2018.

- https://www.who.int/violence_injury_prevention/road_safety_status/2018/en/
18. Neighbors, Clayton & Vietor, Nathaniel & Knee, C.. (2002). A Motivational Model of Driving Anger and Aggression. *Personality and Social Psychology Bulletin*. 28. 324. 10.1177/0146167202286004.
 19. LEWIN, I. (1982). Driver training: a perceptual-motor skill approach. *Ergonomics*, 25(10), 917– 924.
 20. Craig A, Tran Y, Guest R, Gopinath B, Jagnoor J, Bryant RA, Collie A, Tate R, Kenardy J, Middleton JW, & Cameron I (2016). Psychological impact of injuries sustained in motor vehicle crashes: systematic review and meta-analysis. *BMJ Open*, 6(9), e011993–13. 10.1136/bmjopen-2016-011993.
 21. Lin W, Gong L, Xia M, & Dai W (2018). Prevalence of posttraumatic stress disorder among road traffic accident survivors. *Medicine*, 97(3), e9693–7. 10.1097/MD.00000000000009693 [PubMed: 29505023].
 22. Centers for Disease Control and Prevention, National Center for Injury Prevention and Control (2020,7 26). <https://www.cdc.gov/motorvehiclesafety/cosets/index.html>.
 23. Petridou E, Moustaki M. Human factors in the causation of road traffic crashes. *Eur J Epidemiol*. 2000;16(9):819-26. doi: 10.1023/a:1007649804201. PMID: 11297224.
 24. Goodwin NL, Nilsson SRO, Golden SA. Rage Against the Machine: Advancing the study of aggression ethology via machine learning. *Psychopharmacology (Berl)*. 2020 Sep;237(9):2569-2588. doi: 10.1007/s00213-020-05577-x. Epub 2020 Jul 9. PMID: 32647898; PMCID: PMC7502501.
 25. Wickens, C. M., Mann, R. E., Ialomiteanu, A. R., & Stoduto, G. (2016). Do driver anger and aggression contribute to the odds of a crash? A population-level analysis. *Transportation Research Part F*, 42, 389-399.
 26. Sârbescu, Paul & Stanojević, Predrag & Jovanović, Dragan. (2014). A cross-cultural analysis of aggressive driving: Evidence from Serbia and Romania. *Transportation Research Part F: Traffic Psychology and Behaviour*. 24. 210–217. 10.1016/j.trf.2014.04.002.
 27. Shinar, D., & Compton, R. (2004). Aggressive driving: An observational study of driver, vehicle, and situational variables. *Accident Analysis and Prevention*, 36(3), 429–437. [https://doi.org/10.1016/S0001-4575\(03\)00037-X](https://doi.org/10.1016/S0001-4575(03)00037-X).
 28. Tingru Zhang, Alan H.S. Chan, the association between driving anger and driving outcomes: A meta-analysis of evidence from the past twenty years, *Accident Analysis & Prevention*, Volume 90, 2016, Pages 50-62, ISSN 0001-4575, <https://doi.org/10.1016/j.aap.2016.02.009>. (<https://www.sciencedirect.com/science/article/pii/S0001457516300422>).
 29. TILLMANN WA, HOBBS GE. The accident-prone automobile driver; a study of the psychiatric and social background. *Am J Psychiatry*. 1949 Nov;106(5):321-31. doi: 10.1176/ajp.106.5.321. PMID: 18143862.
 30. Takshak Dawda, 'Road Rage on the rise in India', (*Autocar India* 2016) <https://www.autocarindia.com/car-news/road-rage-on-the-rise-in-india-402893>.
 31. Chinn, P. L., & Kramer, M. K. (1999). *Theory and nursing: Integrated knowledge development*. St. Louis: Mosby.
- How to cite this article: Sharat V Kondaguli. The influence of motivational therapy in dealing with driving anger among adolescents in selected localities of Bhopal, India - a quasi experimental single group pretest-posttest study. *International Journal of Science & Healthcare Research*. 2023; 8(3): 371-380. DOI: <https://doi.org/10.52403/ijshr.20230351>
